



CI170C

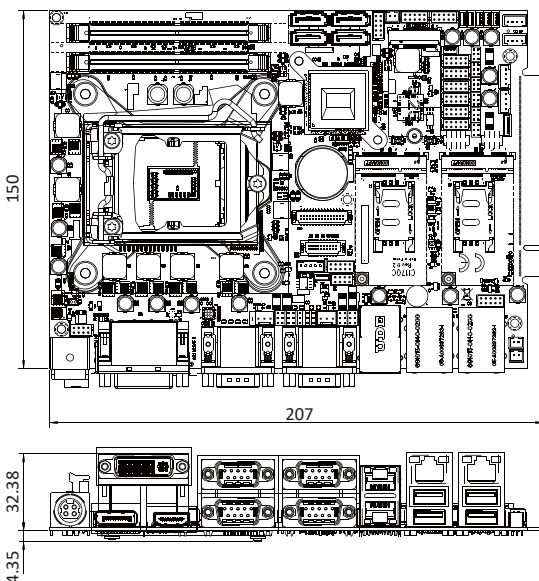
Industrial SBC supports 6th / 7th Gen Intel® Skylake-S / Kaby Lake-S CPU
 DP, DVI, HDMI, LVDS, Touch, 5 x Intel Gb Ethernet, 9 x USB, M.2
 10 x COM, 8DI / 8DO, 2 x Mini PCIe, 1 x PCIe, 2 x SIM, SMBus



Features:

- 6th / 7th Gen Intel® Skylake-S / Kaby Lake-S, i7 / i5 / i3 / Celeron CPU
- Intel® Q170
- 2 x DDR4 1866 / 2133 MHz SODIMM, Max. 64GB
- Multiple Independent display: DP, DVI, HDMI & LVDS
- 5 x Intel GbE LAN, 4 x USB 3.0, 5 x USB 2.0, 8DI / 8DO
- 10 x COM, 2 x Mini PCIe, 1 x PCIe, 2 x SIM, SMBus
- TPM 2.0

Dimensions: (Unit:mm)



Specifications :

- CPU
6th / 7th Gen Intel® Skylake-S / Kaby Lake-S, i7 / i5 / i3 / Celeron CPU
- MB Chipset
Intel® Q170
- Graphics
Intel® HD Graphics, Support DirectX 12 & OpenGL 4.4 / 4.5
- System Memory
2 x DDR4 1866 / 2133 MHz SODIMM, Max. 64GB
- Storage
4 x SATA ports 3.0 Data transfer rates up to 6.0 Gb/s (600 MB/s)
1 x mini card socket for mSATA
1 x M.2 B Key, Type 2242 (mSATA / PCIe)
- BIOS
AMI UEFI BIOS
- Display
1 x DP, 1 x DVI, 1 x HDMI, Dual Channel, 48 bits LVDS or eDP
- Touch
USB touch screen controller
- TPM
TPM 2.0
- LAN
1 x Intel GbE I219LM (internal)
4 x Intel GbE (external)
- Audio (OEM)
High Definition Audio Specification, Support Line-out / Mic-in / Line-in
Two channel Class D Audio Amplifier
- Expansion Interface
1 x Full size Mini PCIe (PCIe / mSATA / USB)
1 x Full size Mini PCIe (PCIe / USB)
1 x PCIe 16x / 8x / 4x / 1x golden finger
1 x M.2 B Key, Type 2242 (mSATA / PCIe)
2 x SIM

Expansion Module

Converter Card	CN066: Mini PCIe to M.2 E key 2230, WiFi 6 + BT
Mini Card	GPS, 3G / 4G, WI-FI, 2 / 4 x LAN, 4 x COM, CANBus, SDI / AHD Video
By Cable	Bluetooth, Digital I/O, 2 / 4 PoE, 4 x USB mini card

- USB
4 x USB 3.0 (external), 5 x USB 2.0 (internal)

USB Expansion

USB to	COM, Mini Card, M.2, Audio board
--------	----------------------------------

- Serial IO
4 x RS232 / 422 / 485 (external)
6 x RS232 / 422 / 485 (internal)
*COM1~COM10 pin9 5V / 12V selectable by jumper
- GPIO
Hardware digital Input & Output, 8 x DI / 8 x DO
- SMBus
1 x SMBus
- WDT
Hardware Watch Dog Timer, 0~255 sec programmable
- PS2 KB / MS
PS2 KB / MS (internal)
- Power Input
DC IN +12V
- Dimension
207 x 150 mm
- Operation Temperature (100 % CPU Usage)
-20°C~70°C (Core i7 6700TE / i7 6700)
- Operation Humidity
5~95%, non-condensing
- Chassis (OEM I/O Expansion by request)
Box PC: TWISTER, TINO, 1U / Fanless 15" / 17" PPC
- OS Support

7th Generation Intel® Core™ Processor family: Kaby Lake

Windows® 10 IOT (64bit)
 Ubuntu 16.04.3 above, Fedora 26 above, CentOS 7.4 above

6th Generation Intel® Core™ Processor family: Skylake

Windows® 10 IOT (64bit) / Windows® 8.1 (64bit)
 Windows® Embedded 8 Standard (64bit) / Windows® 7 (64bit)
 Windows® Embedded Sta 7 (64bit)
 Ubuntu 16.04.3 above, Fedora 26 above, CentOS 7.4 above

Specification are subject to change without prior notice. ODM / OEM is available.