



PW352

2 port PoE PSE

Introduction:

PW352 is a 2 ports PSE (Power Source Equipment) board. That compliant IEEE 802.3 af, the power can supply up to 15.4W to PD (Power Device). And have over current protection and short circuit protection.



Features:

- DC Input: +9V to +36V
- Output voltage: +52V
- Current: Compliant IEEE802.3 af / at type 2 up to 34.2W

Specification:

Type	DC & LAN to 2 Ports PoE PSE
Input	DC & LAN
Output port 1	RJ45 / M12
Operating Temperature	-40°C ~ +55°C
Dimensions	35 x 72 mm

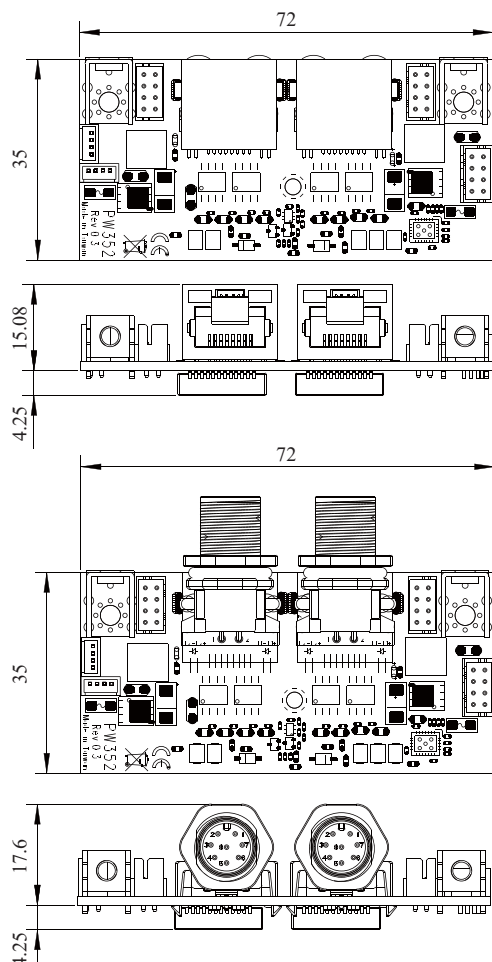
Ordering Information:

PW352

6G9102-0017002-0 PW352-RJ45-002

6G9102-0027001-0 PW352-M12-001

Mechanical Drawing:

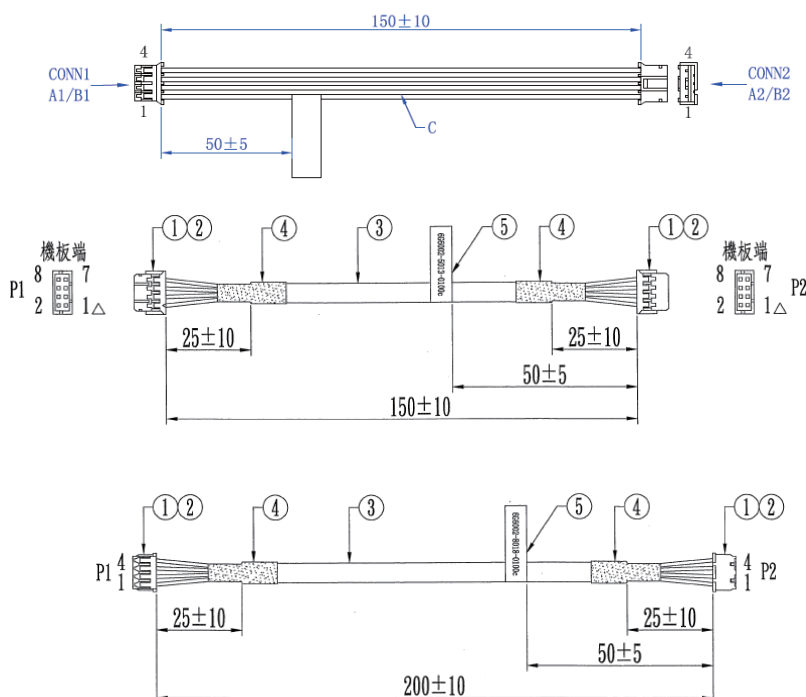


Cable Information (Option):

6G6003-7347-0100 2.0 1 x 4 / 2.0 1 x 4, L=15cm

6G6002-5033-0100 2.0 2 x 4 / 2.0 2 x 4, L=15cm

6G6002-8018-0100 L=20cm, 4p / 1.25 to 4p / 1.25



Specification are subject to change without prior notice. ODM / OEM is available.

Working Instruction

