



# CI870CW

## Embedded SBC supports Intel® Core™ Ultra processors (Arrow Lake-S)

### Introduction:

1 x HDMI®, 1 x DP, 1 x eDP / LVDS, 1 x Type C, 5 x Intel 2.5Gb Ethernet, 3 x M.2, 1 x PCIe x 16 golden Finger, 8DI / 8DO, 4 x USB 3.2, 4 x USB 2.0, 10 x COM, 1 x Nano SIM, Audio

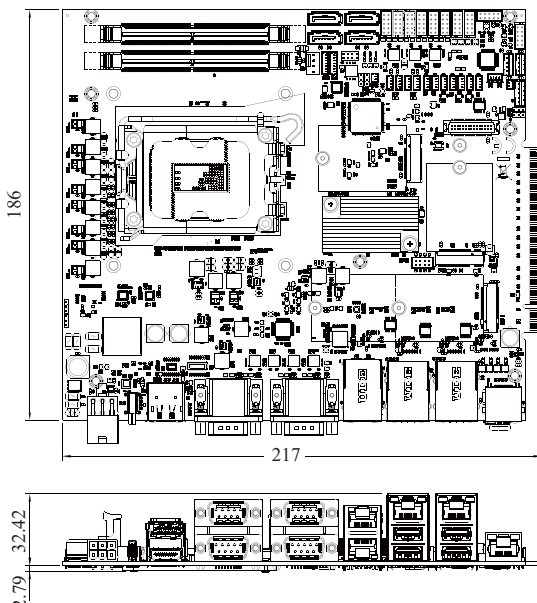


### Features:

- Intel® Core™ Ultra 7/5 Series processors, Q870 Chipset
- 2 x DDR5 SODIMM, Max 96GB
- Multiple Independent display:
  - 1 x HDMI®, 1 x DP, 1 x eDP / LVDS, 1 x Type C
- 5 x Intel 2.5 GbE LAN, 4 x USB 3.2 Gen 1, 4 x USB 2.0
- 1 x M.2 M Key, 2 x M.2 B Key, 1 x Nano SIM, 1 x PCIe x16
- 10 x COM, 8DI / 8DO, Audio
- TPM 2.0, SMBus, I2C, I2S



### Dimensions: (Unit:mm)



- CPU  
Intel® Core™ Ultra 7/5 Series (Arrow Lake-S) processors
- MB Chipset  
Intel® Q870
- Graphics  
Intel® UHD Graphics
- System Memory  
2 x DDR5 SODIMM, Max 96GB
- Storage  
4 x SATA ports 3.0 Data transfer rates up to 6.0 Gb/s (600 MB/s)  
1 x M.2 M key Type 3080 (PCIe x4), Support NVMe
- BIOS  
AMI UEFI BIOS
- Display  
1 x HDMI® ; 1 x DP ; 1 x Type C DP ALT Mode,  
1 x LVDS / eDP (eDP for BIOS)
- TPM  
Hardware TPM 2.0 ; OEM Optional to Firmware TPM 2.0
- LAN  
5 x Intel 2.5GbE I226-IT (external)
- Audio  
Realtek ALC888s, Support Line-out / Mic-in / Line-in  
Two channel Class D Audio Amplifier
- Expansion Interface  
1 x M.2 M key Type 3080 (PCIe x 4), Support NVMe, (OEM to Type 3042)  
1 x M.2 B key Type 2242 / 3042 (USB 3.2 Gen 1x1 + SATA / USB 2.0) (OEM to Type 3052)  
1 x M.2 B key Type 2242 / 3042 (PCIe x2 / USB 2.0)  
1 x Nano SIM  
1 x PCIe x 16 golden finger

#### Expansion Module

Converter Card:

CN064: M.2 B+M Keyto M.2 E Key 2230, WiFi 6 + BT

- USB  
4 x USB 3.2 Gen 1 (external), 1 x Type C, USB 3.2 (external)  
4 x USB 2.0 (internal)
- Serial IO  
4 x RS232 / 422 / 485 (external) ;  
6 x RS232 / 422 / 485 (internal)
- SMBus / I2C / I2S  
1 x SMBus ; 6 x I2C ; 2 x I2S
- GPIO  
Hardware digital Input & Output, 8 x DI / 8 x DO
- WDT  
Hardware Watch Dog Timer, 0~255 sec programmable
- Power Input  
Wide Range DC IN +12~36V (Typ: +12V/+24V)
- Dimension  
LEX form factor (186 x 217 mm) ; Weight: 460g
- Operation Temperature  
-20°C~45°C (Ultra 7 265T)
- Operation Humidity  
5~95%, non-condensing
- Chassis (OEM I/O Expansion by request)  
Twister(L)
- OS Support  
Windows 10 / 11 (64bit)  
Linux Ubuntu 22.04 / Kernel 5.15

Specification are subject to change without prior notice. ODM / OEM is available.